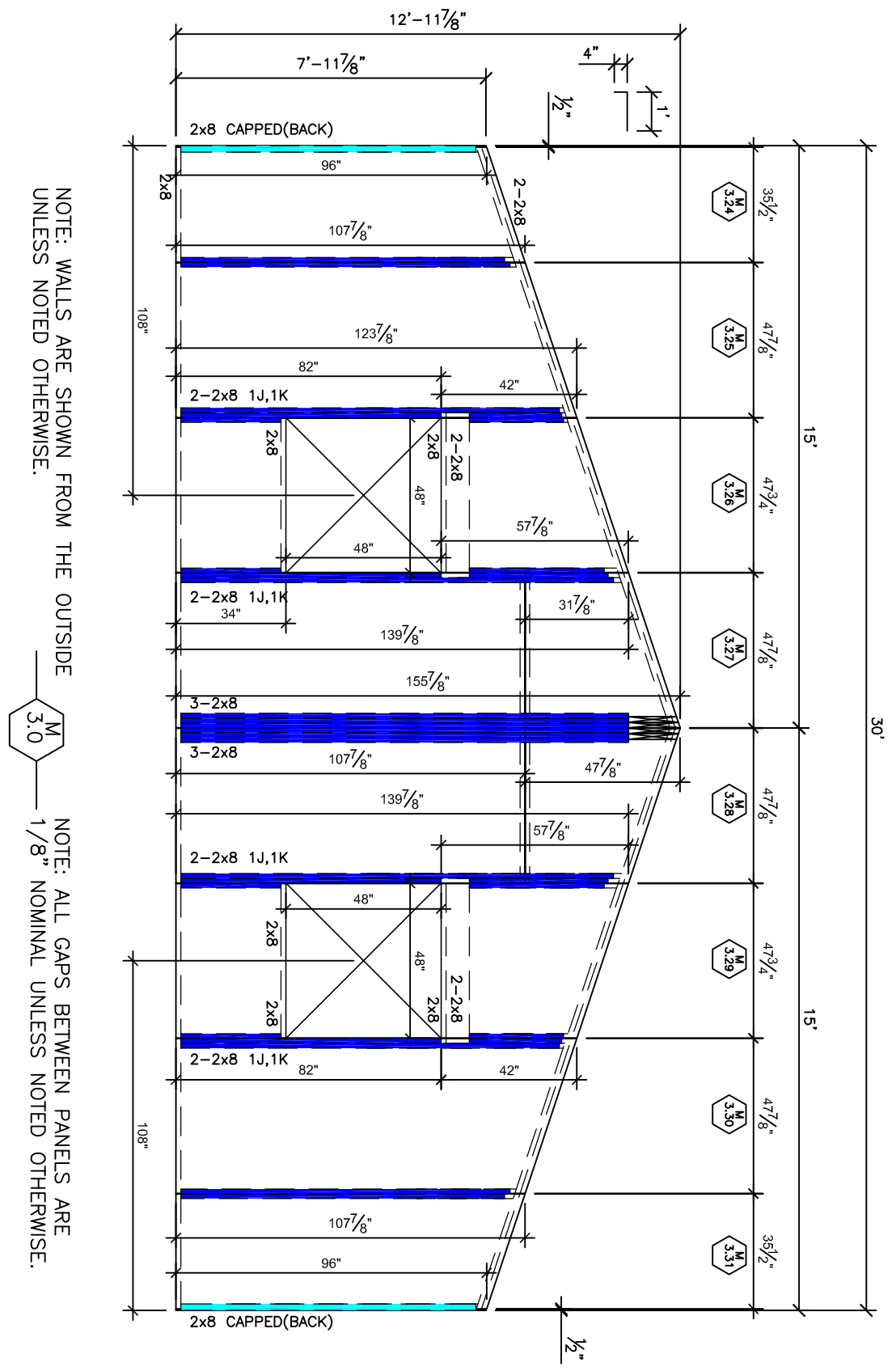
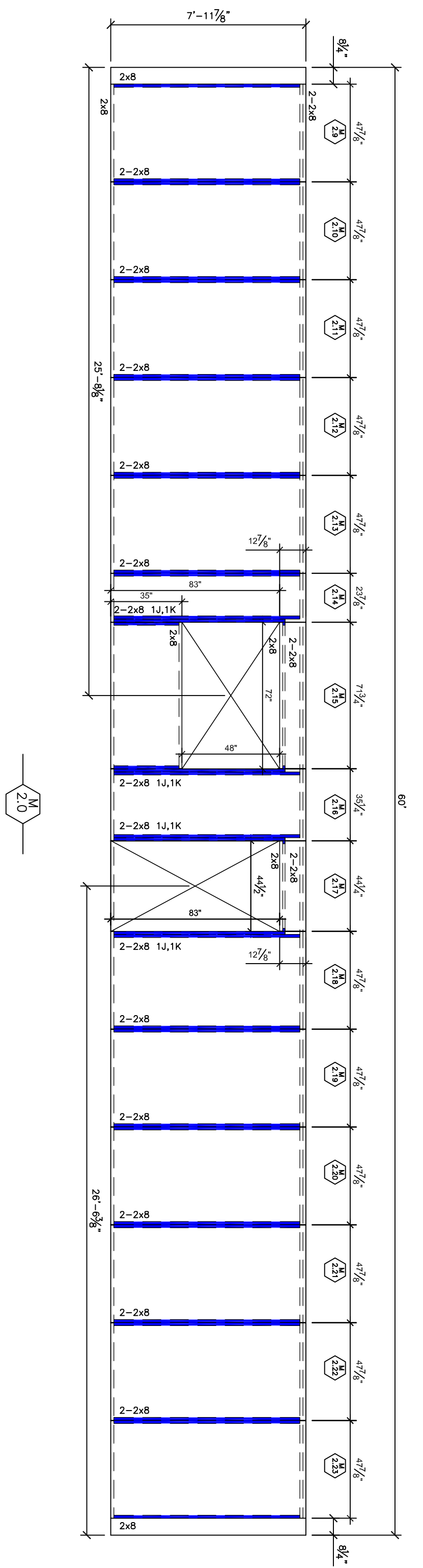
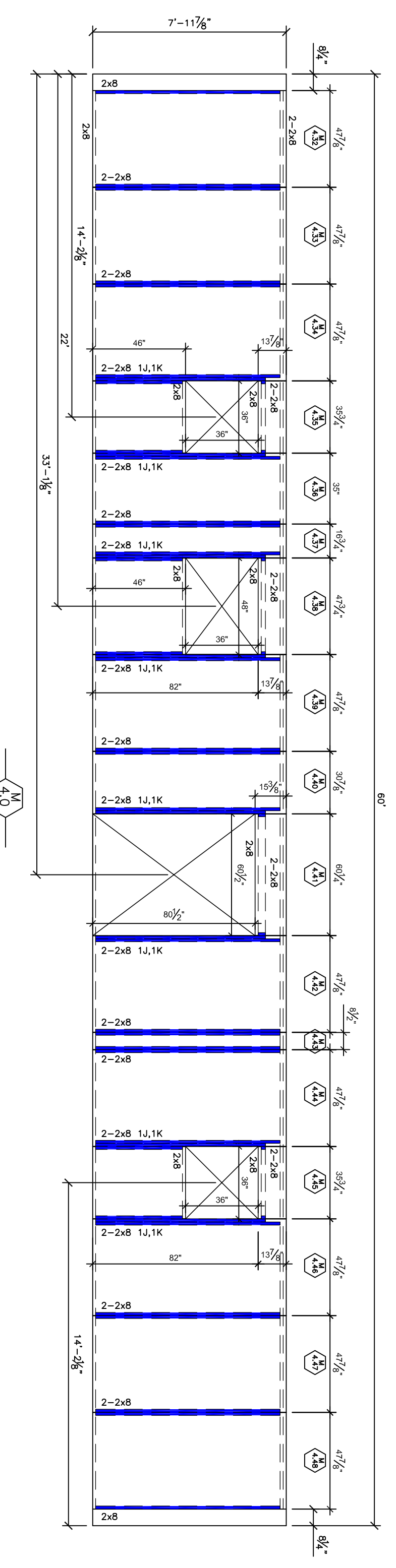


1 WALL PANEL LAYOUT  
TW1.1  
SCALE: 1/4" = 1'-0"

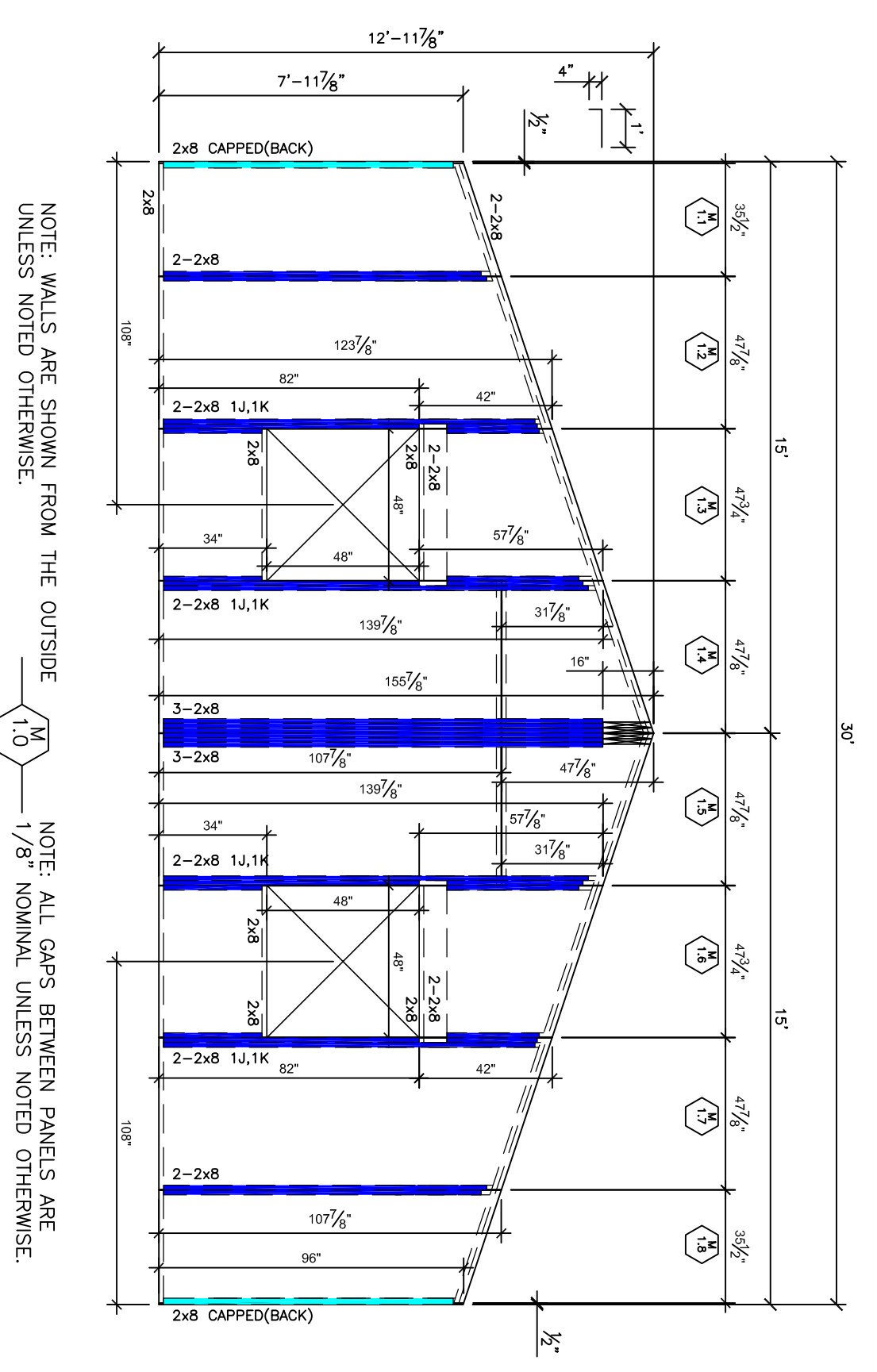


NOTE: WALLS ARE SHOWN FROM THE OUTSIDE  
UNLESS NOTED OTHERWISE.

NOTE: ALL GAPS BETWEEN PANELS ARE 1/8" NOMINAL UNLESS NOTED OTHERWISE.



4.0



NOTE: WALLS ARE SHOWN FROM THE OUTSIDE  
UNLESS NOTED OTHERWISE.

NOTE: ALL GAPS BETWEEN PANELS ARE 1/8" NOMINAL UNLESS NOTED OTHERWISE.

THIS DRAWING IS COPYRIGHT BY TITANWALL AND PART WITHOUT PRIOR WRITTEN CONSENT. DO NOT SCALE DRAWINGS. CONTRACTOR IS TO REVIEW DRAWINGS AND PRIOR TO PROCEEDING WITH ANY WORK OR PRICING. THE DESIGN AND DETAILS ON THIS DRAWING ARE APPLICABLE ONLY FOR THE PROJECT INDICATED. USE OF THE DETAILS OR DESIGN RESPONSIBILITY OF TITANWALL AND IS A VIOLATION OF COPYRIGHT.

- ABBREVIATIONS :
- ATF - ABOVE FINISHED FLOOR
  - ARCH - ARCHITECT/ARCHITECTURAL
  - C/C - CENTER TO CENTER (SPACING)
  - COL - CENTER LINE
  - DL - DIA. LOAD
  - DL - DIA. LOAD
  - EXT - EXTERIOR
  - FIN - FOUNDATION
  - GA - GAUGE
  - H - HORIZONTAL
  - INT - INTERIOR
  - LIV - LONG LEG VERTICAL
  - LIV - LONG LEG HORIZONTAL
  - MIN - MINIMUM
  - MIR - MIRROR
  - OP - OPPOSITE FACE
  - OP - OPPOSITE FACE
  - PFF - POUNDS PER SQUARE FOOT
  - PF - POUNDS PER SQUARE FOOT
  - PL - PLATE
  - R - ROUGH OPENING
  - SCH - SCHEDULE
  - SFT - SHINKER FEET (FT)
  - STD - STANDARD
  - T&G - TONGUE & GROOVE
  - UNO - UNLESS NOTED OTHERWISE
  - V - VERTICAL

ITEM	BILL OF MATERIALS	QUANTITY

NO.	DESCRIPTION	DATE
1	REV. 1	12.07.20

WALL PANEL LAYOUT

NO.	DESCRIPTION	DATE
1	REV. 1	12.07.20

WALL PANEL LAYOUT

30' x 60'